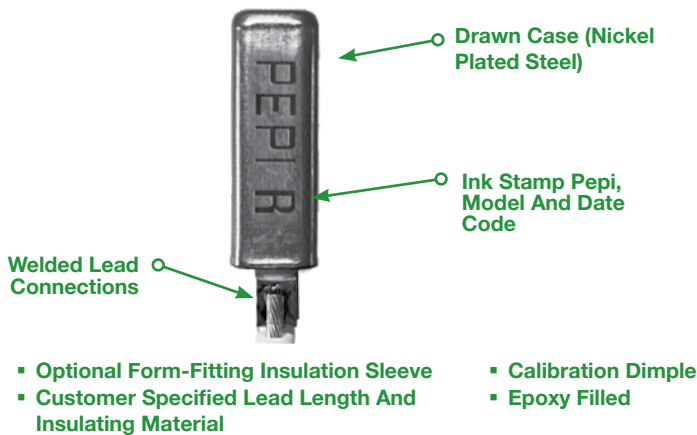




Shunted design slows cycle rate making it ideal for creep action applications requiring wider temperature swings between on/off cycles.

MODEL R

The PEPI® Models R creep action thermal protectors feature a shunt bimetal design which lowers current sensitivity and slows the cycle rate of the device. This allows a wider temperature swing between make and break circuit cycles. Because of the shunted design, the bimetallic element does not carry the circuit current. Instead the device reacts to changes in temperature by breaking the circuit when temperatures rise.



Model R units are normally in the closed position allowing electricity to flow through the circuit. When the temperature exceeds a preset high limit, the bimetal element opens to break the circuit. When the temperature cools, the bimetallic element returns to its original shape closing the circuit.

Feature	Benefit
Drawn case has small footprint	Fits neatly in tight spaces.
Shunted bimetal construction	Slows cycle times to create wider temperature swing between make and break circuit cycles.
Bimetallic element does not carry circuit	Temperature becomes the operative trigger to open or close the circuit. This also allows device to operate at lower temperatures.
Case electrically live	Dissipates heat so that bimetallic element only reacts to changes in circuit load.
Creep action	Slow make / slow break switching action maintains narrow differential between opening and closing temperatures.
Over-sized gold plated contacts	Maximizes current sensitivity and performance reliability.
Wider operating range	Frictional differential between opening and closing varies from 2°C to 10°C from the opening temperature.
Preset calibration temperatures	Maximizes accuracy. Calibration cannot be reset in field.

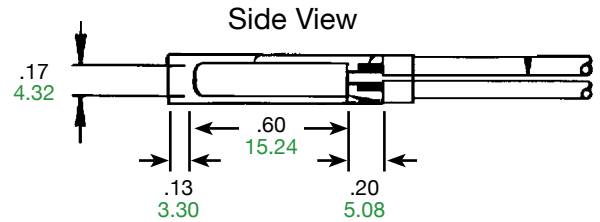
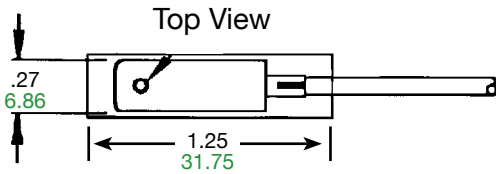
We come through when the heat is on®



Pepi®

Portage Electric Products, Inc.

MODEL R



METRIC DIMENSIONS ARE IN MM (SHOWN IN GREEN)

Customization Options	Effect
Add lead wires	Speed production at your facility. Choose wire and insulation material best suited to your application.
Select calibration temperature	Match application needs.
Add sleeves to case	Protect device from environmental concerns or severe ambient temperatures that might influence operation.

UL Recognitions (Visit www.pepiusa.info/ul-recognitions for full details)

File: E42562 - Motor Protective Devices, Inherent Overheating

File: E65250 - Overcurrent and Overtemperature Protectors

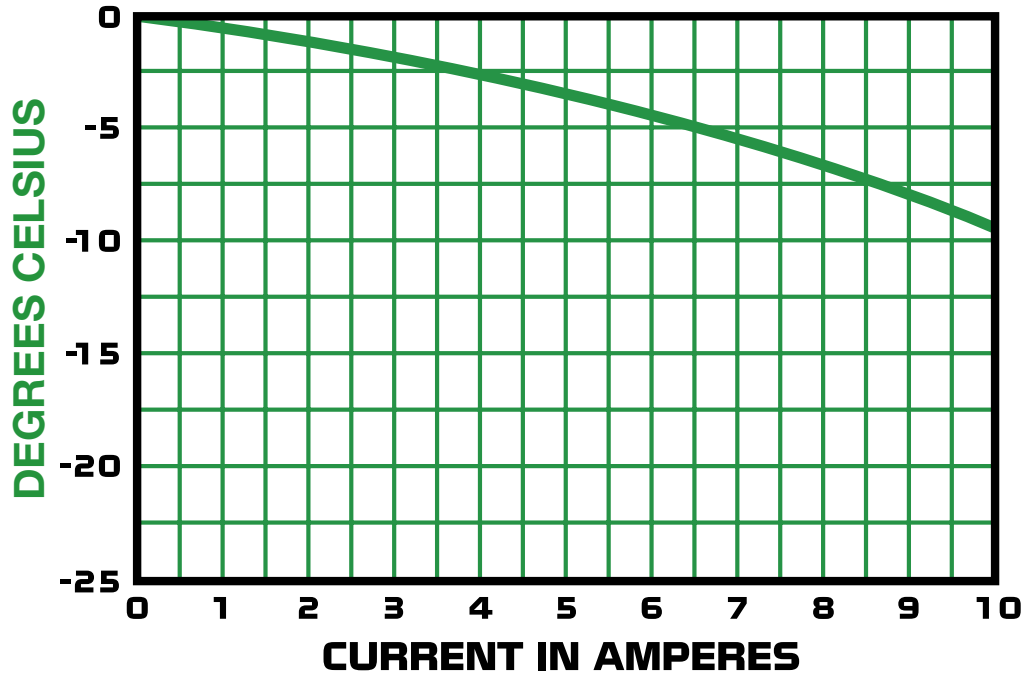
Contact Ratings	Calibration Temperature Range	
2.5 amps / 120 VAC (inductive)	Nominal Calibration Temperatures	40°C - 150°C
	Reset Temperature	Typically 2°-10°C lower than opening temperature

**Please consult our Sales Engineers for suggested contact ratings when applied to DC type loads*

MODEL R

PEPI® MODEL R REAL WORLD PERFORMANCE

MODEL R DERATING CURVE



These are only representative curves based on controlled laboratory testing. Results may vary in actual applications.

Portage Electric Products, Inc. (PEPI) The Thermal Control Specialists

This sheet contains basic technical and operating characteristic data for our Model R Thermal Controls.

Should you have any questions regarding the use of this device in your application, please feel free to contact us for additional technical information or assistance.

Since 1963 PEPI has been world-wide supplier of bimetallic thermostats and thermal protectors. Today, we produce almost every type of creep-action and snap-action device used in a wide range of OEM applications