





The most versatile creep action thermal protectors are used in a wide range of applications requiring a narrow differential between opening and closing temperatures.

# MODEL C SERIES



PEPI® Model C thermostats / thermal protectors have been one of the longest running success stories in thermal control history. They were designed from the beginning to be utilitarian devices capable of serving a wide range of applications. Over-sized contacts maintain reliable performance in low voltage / low current applications. Different types of contacts are used to match models to different applications. Model C thermostats / thermal controls have proven their reliability in virtually every AC and DC application requiring a narrow differential between opening and closing temperatures.

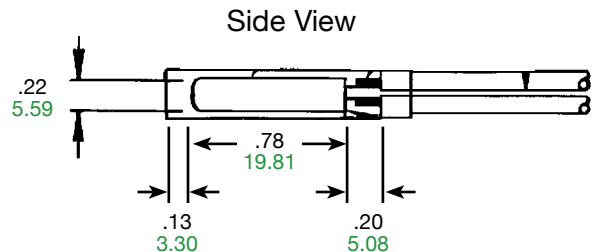
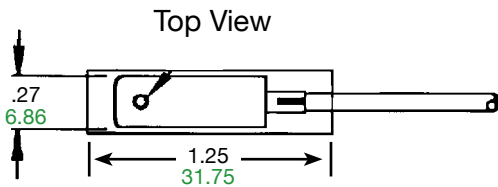


- Optional Form-Fitting Insulation Sleeve
- Customer Specified Lead Length And Insulating Material
- Epoxy Filled
- Calibration Dimple

**Model C, -C, CH and -CH** units are normally in the closed position allowing electricity to flow through the circuit. As the circuit load or ambient temperature exceeds a preset temperature, the top side of the bimetal element begins to shorten, eventually forcing the element to rise and open the circuit. As the circuit cools, the bimetal returns to its normal position closing the circuit and allowing electricity to once again flow. The creep action device maintains a narrow differential between opening and closing temperatures.

**Model CR** units are normally in the open position and work in the reverse manner of Model C units by closing on temperature rise.

Feature	Benefit
Drawn case has small footprint	Fits neatly in tight spaces.
Creep action	Slow make / slow break switching action maintains narrow differential between opening and closing temperatures.
Over-sized contacts	Increases performance reliability.
Different type contacts for different applications	Models have gold diffused or gold plated contacts for more reliable usage on either low voltage or higher voltage applications.
Preset calibration temperatures	Maximizes accuracy. Calibration cannot be reset in field.



METRIC DIMENSIONS ARE IN MM (SHOWN IN GREEN)

*We come through when the heat is on®*



**Pepi®**

Portage Electric Products, Inc.

# MODEL C SERIES

Customization Options	Effect
Change bimetallic elements	Increase or decrease sensitivity to current.
Add lead wires	Speed production at your facility. Choose wire and insulation material best suited to your application.
Select calibration temperature	Match application needs.
Add sleeves to case	Protect device from environmental concerns or severe ambient temperatures that might influence operation.

## UL Recognitions (Visit [www.pepiusa.info/ul-recognitions](http://www.pepiusa.info/ul-recognitions) for full details)

### File: E37151 - Temperature Indicating and Regulating Equipment

- Temperature Limiting or Limiting and Regulating Equipment
- Temperature Regulating Applications
- Direct Current Contact Ratings

### File: E42562 - Motor Protective Devices, Inherent Overheating

## CSA Certifications (Visit [www.pepiusa.info/csa-certifications](http://www.pepiusa.info/csa-certifications) for full details)

**Class: 4823 02 Appliance Controls**

**Class: 4823 03 Motor Protectors**

Contact Ratings	Calibration Temperature Range	
6 amps / 120 VAC (resistive)	Nominal Calibration Temperatures	5°C - 130°C
5 amps / 120 VAC (inductive)	Reset temperature	1°-2°C lower than opening temperature
8 amps / 12 VDC (inductive)		
4 amps / 24 VDC (resistive)		

**Models C:** Gold plated contacts are good for low voltage circuits, including valve applications. Normally Open on temperature rise (0°C to 130°C).

**Model -C:** Non-gold plated contacts making them good selections for general resistive or inductive loads on 120 VAC loads.

**Model CH:** Same design and functionality of Model C but uses different bimetallic elements for high-temperature applications (131°C to 200°C).

**Model -CH:** Same functionality as Model -C, but uses different bimetallic elements for high-temperature applications (131°C to 200°C).

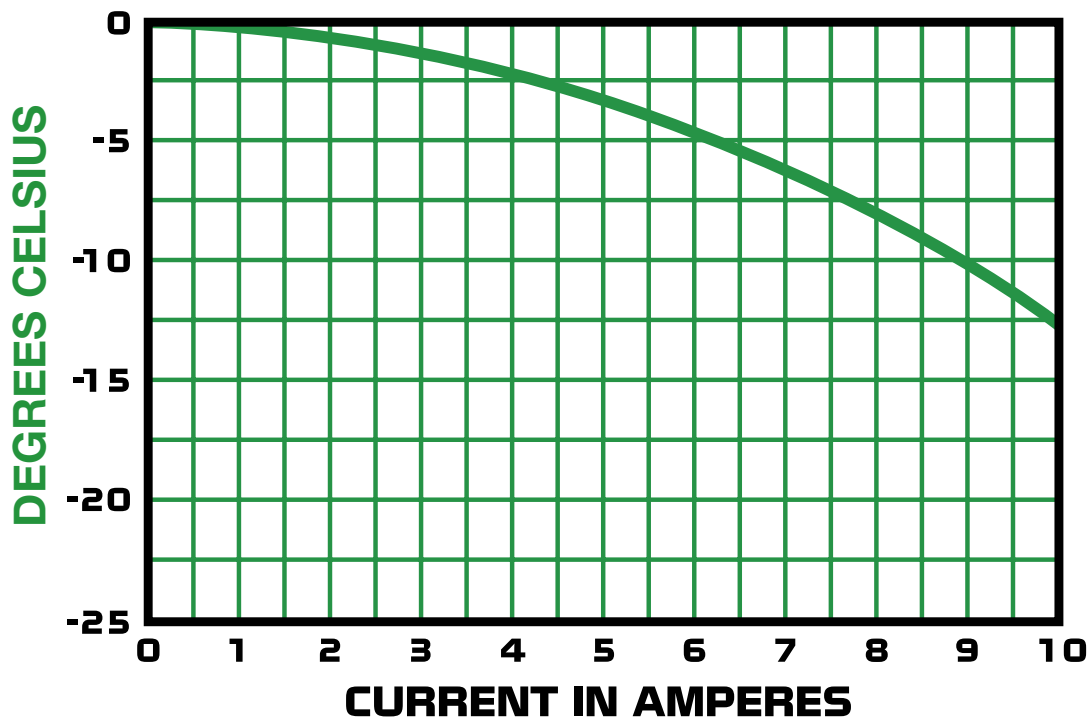
**Model CR:** Same as Model C, but normally closes on temperature rise.

*\*Please consult our Sales Engineers for suggested contact ratings when applied to DC type loads*

# MODEL C SERIES

PEPI® MODEL C SERIES REAL WORLD PERFORMANCE

## MODEL C SERIES DERATING CURVE



These are only representative curves based on controlled laboratory testing. Results may vary in actual applications.

## Portage Electric Products, Inc. (PEPI) The Thermal Control Specialists

This sheet contains basic technical and operating characteristic data for our Model C Series Thermal Controls.

Should you have any questions regarding the use of this device in your application, please feel free to contact us for additional technical information or assistance.

Since 1963 PEPI has been world-wide supplier of bimetallic thermostats and thermal protectors. Today, we produce almost every type of creep-action and snap-action device used in a wide range of OEM applications.

